

THANKS FOR NOT PRINTING THIS PAGE!



Simply print from page 2 in your printing options, to avoid wasted paper and ink.



How to change the print size of this resource


- In your PDF reader, click the 'File' menu
- Select 'Print'
- Click the box next to 'Print Scaling' and select 'Multiple Pages Per Sheet'
- You will now have various options, which will enable you to print several pages on just one sheet of paper.

We hope you enjoy the resource and we'll see you very soon! x




Name: _____ Date: _____

Label a Roman Soldier



Name: _____ Date: _____

Label a Roman soldier



helmet

shoulder plates

body armour

woollen tunic

shield

sandals

groin protection

THANKS FOR NOT PRINTING THIS PAGE!



Simply print from page 2 in your printing options, to avoid wasted paper and ink.



How to change the print size of this resource


- In your PDF reader, click the 'File' menu
- Select 'Print'
- Click the box next to 'Print Scaling' and select 'Multiple Pages Per Sheet'
- You will now have various options, which will enable you to print several pages on just one sheet of paper.

We hope you enjoy the resource and we'll see you very soon! x




Name: _____ Date: _____

Label a Roman Soldier



Name: _____ Date: _____

Label a Roman soldier



helmet

shoulder plates

body armour

woollen tunic

shield

sandals

groin protection



Roman Soldiers





LO: to use research skills to find out what a Roman Soldier wore

Success criteria:

For your item, find out...

- what it was made from
- how it worked
- advantages
- disadvantages






Can you label the different items worn by a Roman Soldier?

Do you know what any of these items were called in Latin?

Name: _____ Date: _____

Label a Roman Soldier





Pick one item and research it in more detail

What was it made from?

How did it work?

What were the advantages?

What were the disadvantages?





Sandals

What was it made from?

- Leather, with metal studs on the bottom



How does it work?

- Sandal straps tied round the leg so they didn't fall off
- Studs gripped into soft surfaces

Advantages

- Leather is soft
- Leather is hard wearing - Roman soldiers had many miles to march
- Studs stopped soldiers slipping on mud
- Studs prevented the soles from wearing out
- An extra weapon - they could stamp on their enemies

Disadvantages

- Not warm for Britain
- Studs would be slippery on wet stone

Photo Courtesy of MatthiasKabel from Wikimedia Commons http://en.wikipedia.org/wiki/File:Caligae_from_side.jpg

